



CELEBRATE SPRING WITH CHARLIE BROWN AND THE PEANUTS GANG!

DEAR PARENTS & CAREGIVERS,

You and your child can kick off spring with language arts, science, and math activities inspired by the adventures of the beloved Peanuts characters.

Created by the curriculum experts at Young Minds Inspired (YMI), these activities support creative play and stimulate language arts and math skills.

We hope you and your child enjoy exploring spring together.

Sincerely,

Dr. Dominic Kinsley
Editor in Chief
Young Minds Inspired

WHAT YOUR CHILD WILL LEARN

These activities will help reinforce:

- Language arts skills
- Math skills
- Creative thinking
- Character building

GRADE LEVEL

Children in grades K-3

HOW TO USE THE ACTIVITIES

There are three standards-based activities in this program. Download and print the activity sheets that you plan to use and prepare any materials needed before getting started. Help your child by reading each activity sheet to them if they need support.



PEANUTS

© 2020 Peanuts Worldwide LLC
© 2020 Twentieth Century Fox Film Corporation.
All Rights Reserved



© 2020 YMI, Inc.

is the only company developing free, innovative classroom materials that is owned and directed by award-winning former teachers. Visit our website at ymiclassroom.com to send feedback and download more free programs. For questions, contact us toll-free at 1-800-859-8005 or by e-mail at feedback@ymiclassroom.com.

ACTIVITY 1

FUN WITH FLOWERS!

Spring is here, and Charlie Brown and his friends are picking flowers! In this activity, your child will use reading comprehension and critical thinking skills to match each character with his or her favorite flower.

Materials Needed

Pencil and activity sheet

Talk with your child about the different signs of spring, and how flowers blooming are one of the first signs of spring. Ask your child to name their favorite flower and share yours. Then, tell your child that Lucy, Charlie Brown, Linus, and Snoopy – members of the Peanuts gang – have favorite flowers, too, and that they can figure out what the flowers are by completing the activity sheet. Have your child color the flowers when done.

Answers

Lucy, tulip; Charlie Brown, iris; Snoopy, daffodil; Linus, crocus.

EXTENSIONS

Younger children (grades K-1):

Create flowers with pipe cleaners and colorful tissue paper. Bundle the papers together and secure them in the middle with a green pipe cleaner, leaving the length of the pipe cleaner for the stem. Fluff the papers to create a flower shape.

Older children (grades 2-3): Have your child use the flower names in sentences, or write descriptive poems about one or more of the flowers.

ACTIVITY 2

SPRING HAS SPRUNG!

The weather is warming and the trees are changing, and all around them, Charlie Brown and the Peanuts gang are noticing that spring has arrived! In this activity, your child will learn about the changing of the seasons.

Materials Needed

Pencil and activity sheet

Ask your child to name the new season and then tell you what season comes before spring. Discuss each season, pointing out how trees change with each. Read the activity sheet with your child. Explain that the seasons are mixed up, and Charlie Brown and the gang need help to put them in the right order.

Answers

Tree order: 2, 4, 3, 1. The tree has bare branches in the winter. The tree has many leaves in the summer. The tree has many flowers in the spring. The tree loses its leaves in the fall.

EXTENSIONS

Younger children (grades K-1):

Have your child divide a large piece of white construction paper into four sections and create pictures of trees in the four seasons. Or, your child might create a collage showing a single tree's transition from winter to spring by using markers to draw a winter tree with bare branches on a piece of cardboard. They can then attach a piece of acetate or transparency film to the top of it with tape so that it overlays the tree, using colorful permanent markers to add flowers to the overlay so that the flowers appear on the bare branches when they flip the acetate over the cardstock.

Older children (grades 2-3): Have your child write a paragraph about the changing of the seasons, including how trees change and how the weather changes.

ACTIVITY 3

PLAY BALL, CHARLIE BROWN!

Spring is here, and it's time to play ball! Charlie Brown's baseball team has just finished playing a game. In this activity, your child will analyze the data in a chart that shows the number of balls, hits, and strikes by three members of Charlie Brown's team.

Materials Needed

Pencil and activity sheet

Have your child look at the chart on the activity sheet to find out how Charlie Brown and his gang did. Answer the first two questions together. Point out that even though Charlie Brown's team isn't very good at hitting the ball, they always try their hardest and have fun playing the game. Talk about how it's important to be a good sport. Then, have your child complete the final two questions.

Answers

3 hits, 2 balls, 14 strikes, $9 - 5 = 4$

EXTENSIONS

Younger children (grades K-1):

Have your child describe a time when they lost a game. Were they a good sport about it? Ask them to define what it means to be a good sport.

Older children (grades 2-3): Ask your child to write addition, subtraction, or multiplication number sentences or word problems based on the data in the chart.



PEANUTS

© 2020 Peanuts Worldwide LLC
© 2020 Twentieth Century Fox Film Corporation. All Rights Reserved

YMI
© 2020 YMI, Inc.

Activity 1

FUN WITH FLOWERS!

Help Lucy, Charlie Brown, Snoopy, and Linus pick their favorite flowers! Look at the names of the flowers. Count the number of letters in each word, and then fill in the blanks with the correct flower names. Then color the flowers.

iris



tulip



daffodil



crocus



I WANT TO PICK A

I WANT TO PICK AN

I WANT TO PICK A

WHICH FLOWER IS
LEFT FOR SNOOPY?



CELEBRATE SPRING WITH THE PEANUTS GANG!



© 2020 YMI, Inc.

© 2020 Peanuts Worldwide LLC
© 2020 Twentieth Century Fox Film Corporation.
All Rights Reserved

PEANUTS

Activity 2

SPRING HAS SPRUNG!



Look at the pictures of the trees. Each tree is in a different season.

- 1) Number the seasons in the right order, starting with a "1" on winter.
- 2) Unscramble the sentences below. Draw a line from each sentence to the picture it describes.



The has tree in winter branches the bare



The many leaves tree summer has in the



The tree many flowers has spring the in



The loses tree leaves its fall the in

CELEBRATE SPRING WITH THE PEANUTS GANG!









© 2020 YMI, Inc.

© 2020 Peanuts Worldwide LLC
© 2020 Twentieth Century Fox Film Corporation.
All Rights Reserved

PEANUTS

PLAY BALL, CHARLIE BROWN!

Charlie Brown and the Peanuts gang have just finished playing a baseball game. Can you tell how they did? Look at the chart and then answer the questions below.

Player		 Balls	 Strikes	 Hits
CHARLIE BROWN		5	9	0
SNOOPY		4	5	2
LUCY		7	6	1

How many hits did Charlie Brown, Lucy, and Snoopy have altogether?_____

How many more balls did Lucy have than Charlie Brown?_____

How many strikes did Snoopy and Charlie Brown have altogether?_____

How many more strikes than balls did Charlie Brown have? Write the number sentence:

CELEBRATE SPRING WITH THE PEANUTS GANG!